

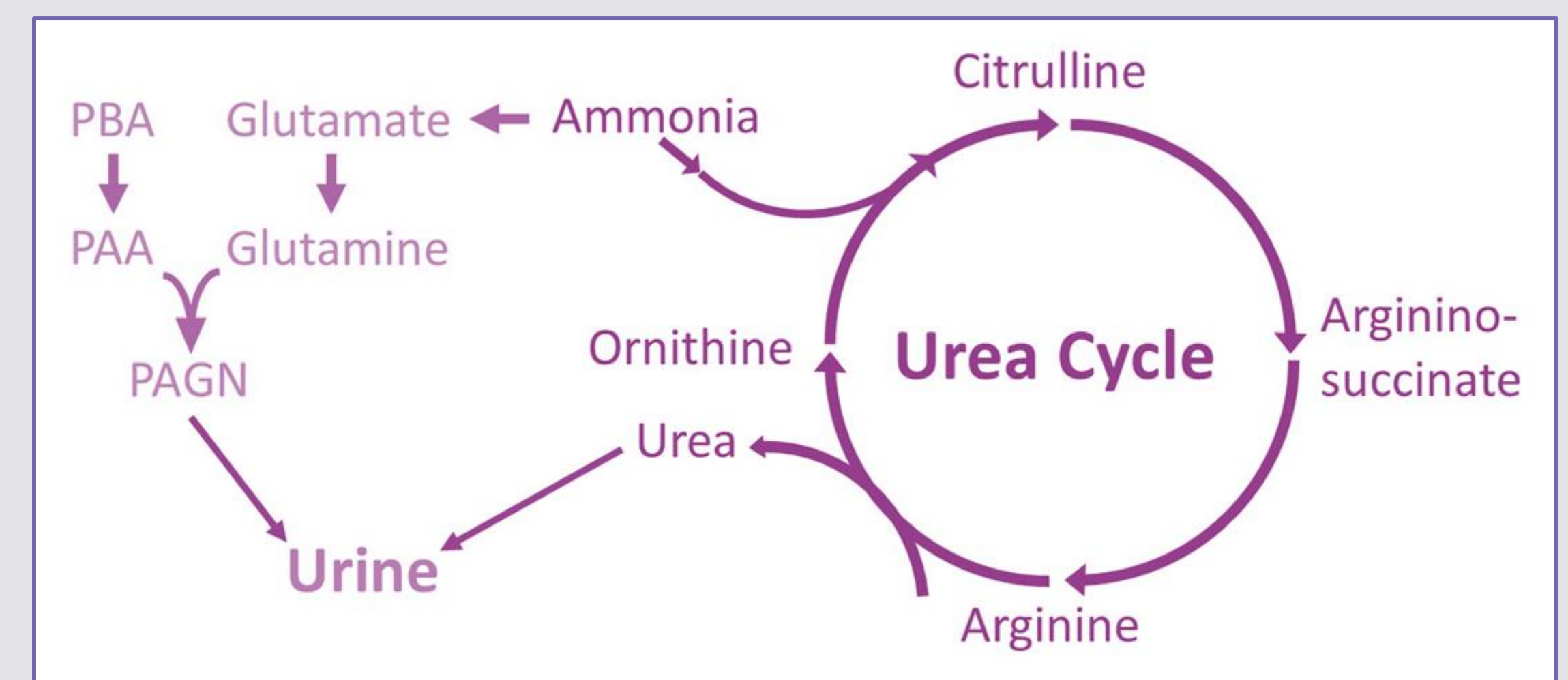
Modeling the pharmacokinetics of phenylbutyrate in fed and fasted states

Robert Steiner¹, Rebecca Baillie², Tongli Zhang², Christina Friedrich², Meredith Hart³, Mike Reed²

¹University of Wisconsin, Madison, WI, USA; ²Rosa & Co, LLC, San Carlos, CA, USA; ³Zevra Therapeutics, Celebration, FL, USA

Background

- Pharmacokinetic (PK) modeling can be useful in drug development, particularly in rare diseases where clinical trial subject recruitment can be challenging
- Sodium phenylbutyrate (NaPBA) and glycerol phenylbutyrate (GPB) are nitrogen-scavenging agents indicated as adjunctive therapy in the chronic treatment of [some] urea cycle disorders (UCDs), a group of rare inherited metabolic disorders characterized by hyperammonemia¹
- Phenylbutyrate (PBA) in NaPBA and GPB is metabolized to phenylacetic acid (PAA), which conjugates with glutamine to form phenylacetylglutamine (PAGN) that is excreted via the kidneys, thereby providing an alternate pathway for nitrogen excretion²
- All formulations of NaPBA and GPB available in the United States are to be administered with food³⁻⁶; however, previously conducted PK modeling and human studies in UCDs have evaluated the PK of NaPBA in fed vs. fasted states and found increased drug exposure and potential for increased efficacy in the fasted state^{7,8}
- We employed PK modeling to further elucidate whether NaPBA could be safely and effectively administered while fasting



PBA: phenylbutyrate, PAA: phenylacetic acid, PAGN: phenylacetylglutamine.

Methods

- A previously-published mechanistic PK/PD model of NaPBA and GPB in UCDs was implemented in MATLAB SimBiology[®] and simulated results were confirmed to match the published outcomes⁹
- The model was extended to incorporate further NaPBA data from formulation bioequivalence studies¹⁰
- The model was used to compare the effects of different doses of NaPBA and GPB administered in the fed state to corresponding doses of NaPBA (ACER-001) administered fasting, covering the full dose ranges approved for PBA use, and using two Virtual Patients (VPs), an adult (>18 yrs) and a child (3-5 yrs). ACER-001 is polymer-coated pellets of NaPBA¹¹
- Simulation outcomes included plasma PBA and urinary PAGN (UPAGN) for efficacy and plasma PAA for toxicity; these results were further compared to fed PK data collected from healthy adult volunteers administered two NaPBA formulations

Results

- In both VPs, simulated administration of NaPBA in the fasted state showed greater drug absorption and bioavailability (Figure 1) compared to fed administration of NaPBA and GPB. This coincided with a proportional increase in UPAGN by 43% (Figure 2), predicting an increase in efficacy
- Model calculations found a 30% reduction in fasted-administered NaPBA to achieve equivalent UPAGN excretion compared to fed-administered NaPBA and GPB
- High doses of NaPBA administered in the fasted state resulted in elevated PAA levels, potentially exceeding 500 mcg/mL in the child VPs (Figure 3); PAA plasma concentrations $\geq 500 \mu\text{g/dL}$ have been reported to be associated with reversible neurological adverse events¹⁰
- Simulated results closely matched previously-published outcomes measured in healthy adult volunteers¹¹

Figure 1: Cmax PBA in Adult and Child VPs

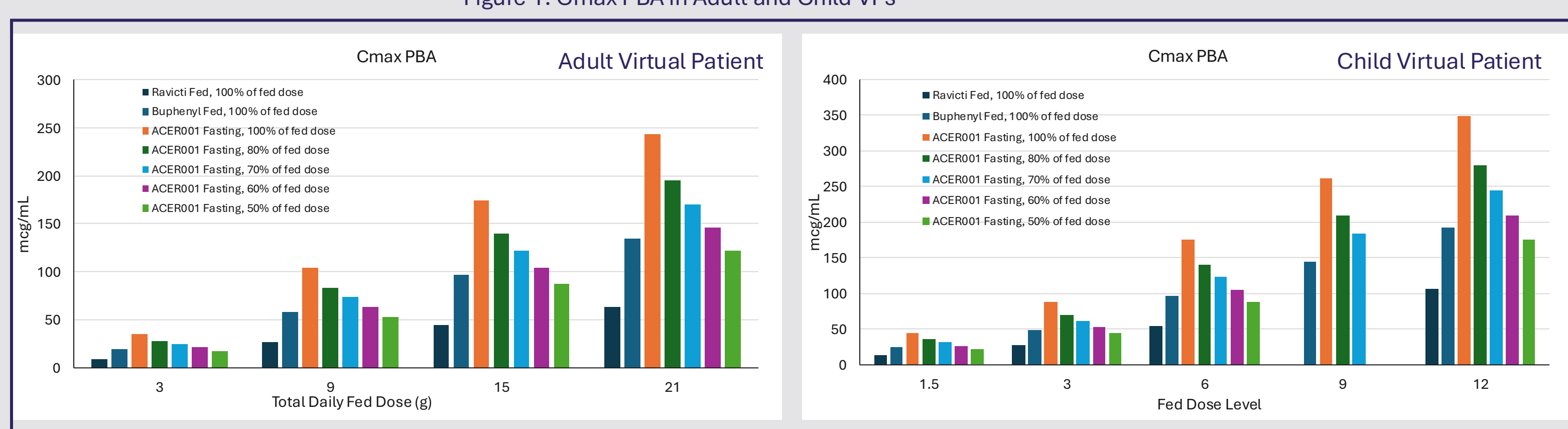


Figure 2: UPAGN in Adult and Child VPs

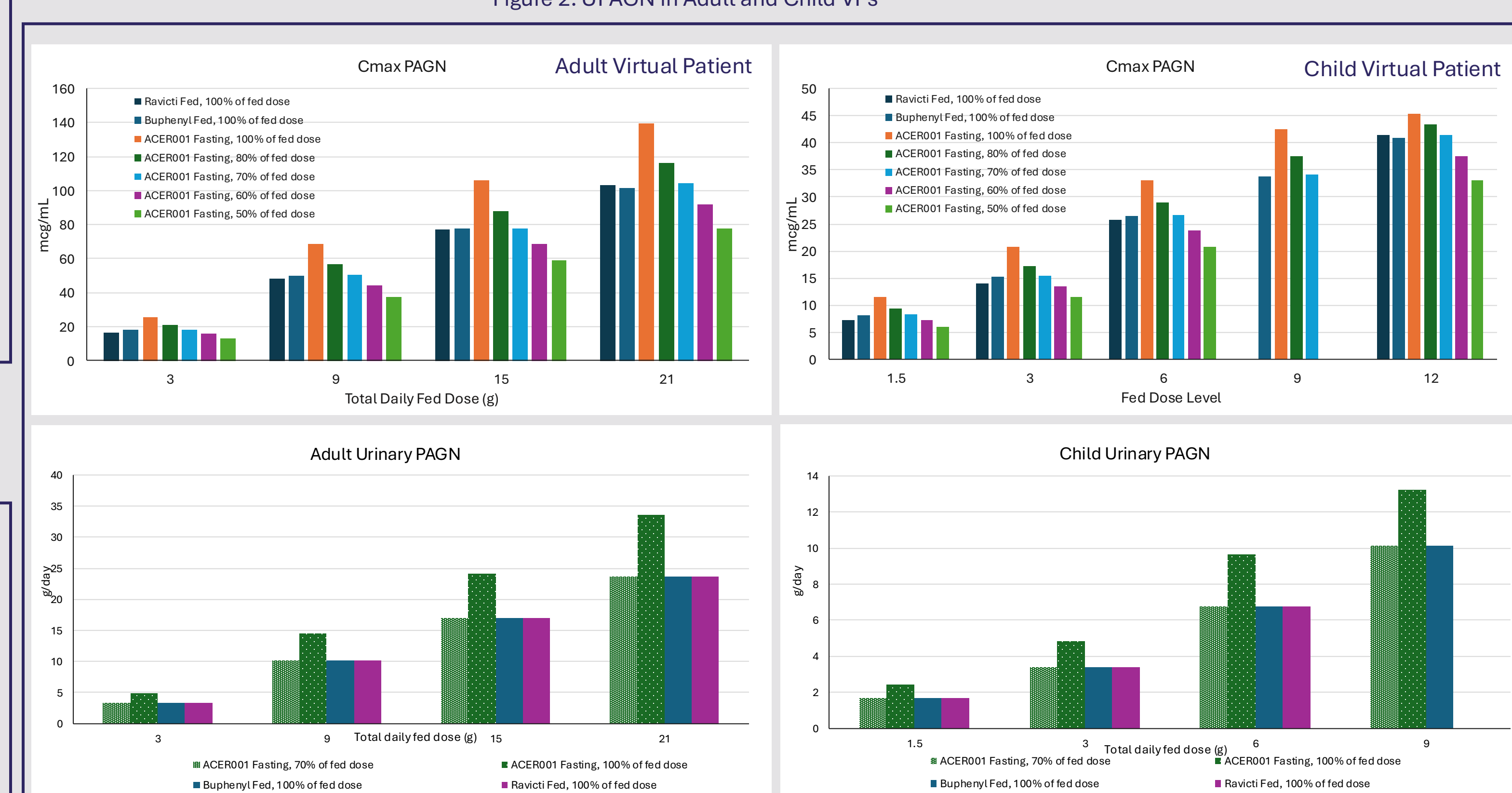
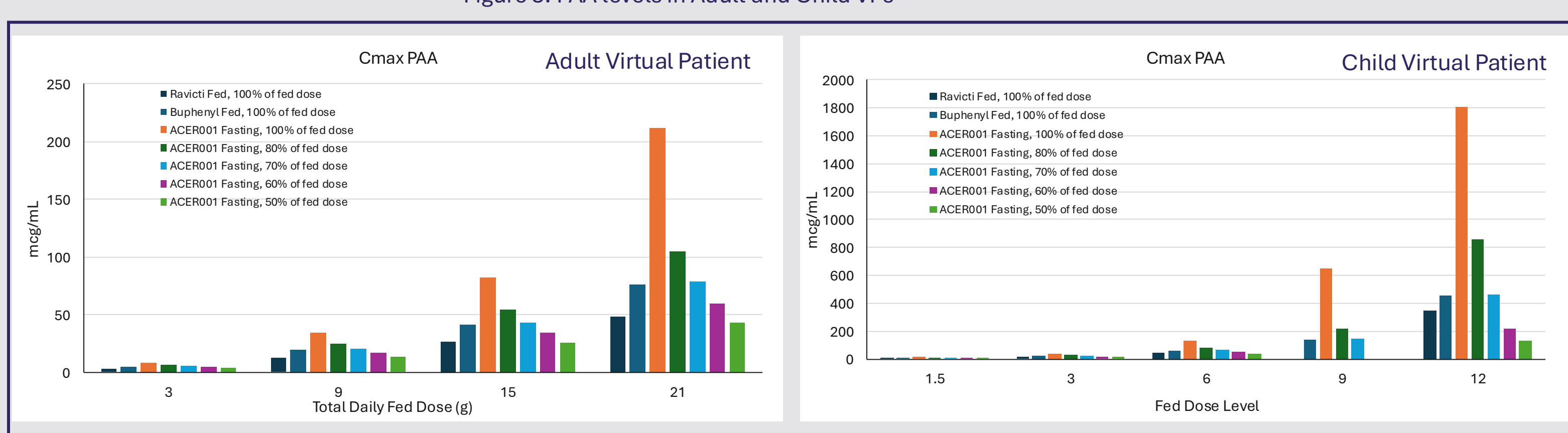


Figure 3: PAA levels in Adult and Child VPs



Conclusion

- Similar to previous reports, this PK modeling profile showed greater absorption and bioavailability with increased drug exposure in fasted administration of NaPBA compared to fed administration of NaPBA and GPB in both an adult and child VPs
- Fasting administration of NaPBA in VPs is predicted to increase efficacy in proportion to increased drug exposure, theoretically allowing for a 30% dose decrease compared to fed conditions; however, PAA toxicity risk with high doses in the fasted state should be taken into consideration, especially in children
- Further research into fed vs. fasted administration of PBA is warranted to better understand the PK, along with the potential clinical utility and impact on dosing practices, adherence, cost, and other real-world outcomes

References: 1. Häberle J, et al. *J Inherit Metab Dis*. 2019;42(6):1192-1230. 2. Ficocioglu C, et al. *Mol Genet Metab*. 2022;135(1):35-41. 3. Buphenyl. Package Insert. Horizon Therapeutics; 2022. 4. Olpruva. Package Insert. Acer Therapeutics; 2022. 5. Pheburane. Package Insert. Medunik; 2023. 6. Ravicti. Package Insert. Horizon Therapeutics; 2021. 7. Baillie R, et al. Using Modeling for Dose Recommendations of A Novel Drug for Urea Cycle Disorders, Poster, 14th International Congress of Inborn Errors of Metabolism (ICIEM) meeting, November 2021. 8. Nakajima Y, et al. *Mol Genet Metab Rep*. 2021;29:100799. 9. Monteleone JP, et al. *J Clin Pharmacol*. 2013;53(7):699-710. 10. Mokhtarani, M., et al., *Mol Genet Metab*. 2013 Dec;110(4):446-53. 11. Cederbaum S, et al. *Mol Genet Metab*. 2023;138(4):107558.

SSIEM 2024 Annual Symposium
Porto, Portugal, September 3-6, 2024

Disclosures: RS reports employment with equity at Exact Sciences and consulting with Leadiant, Mirum, and PTC. RB, TZ, CF, and MR report employment at Rosa & Co, LLC. MH reports employment with equity at Zevra Therapeutics.